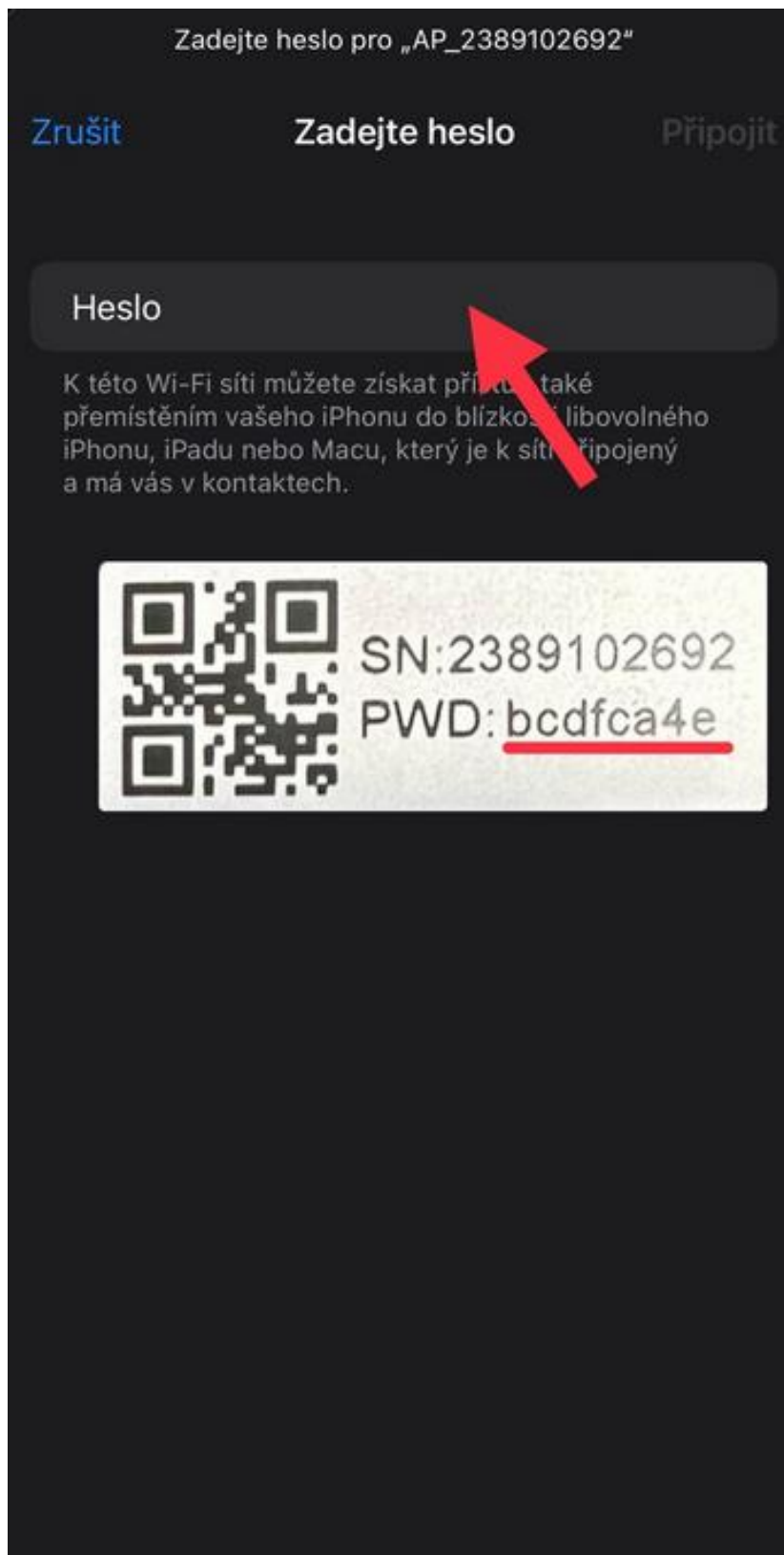




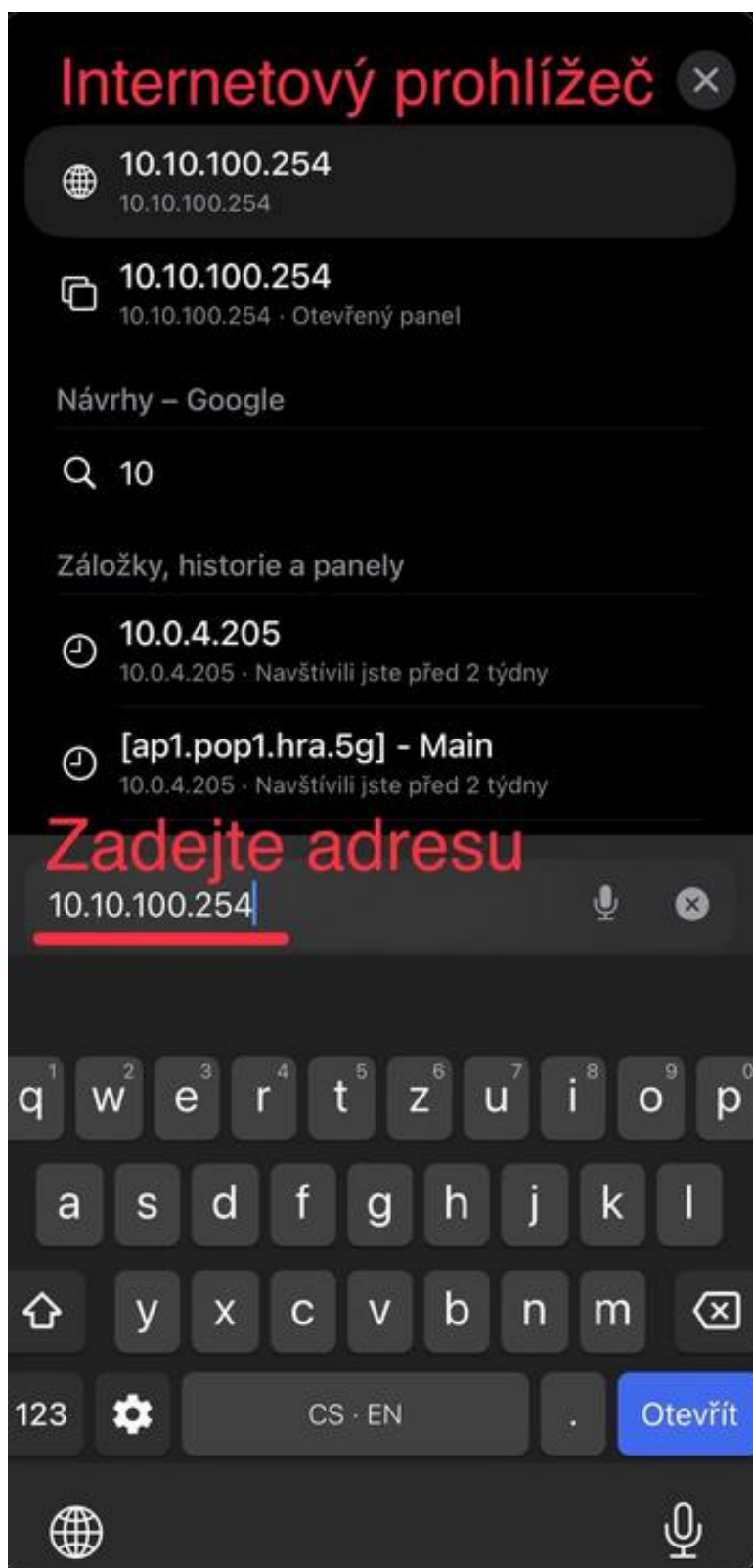
Připojení střídače DEYE k WiFi síti

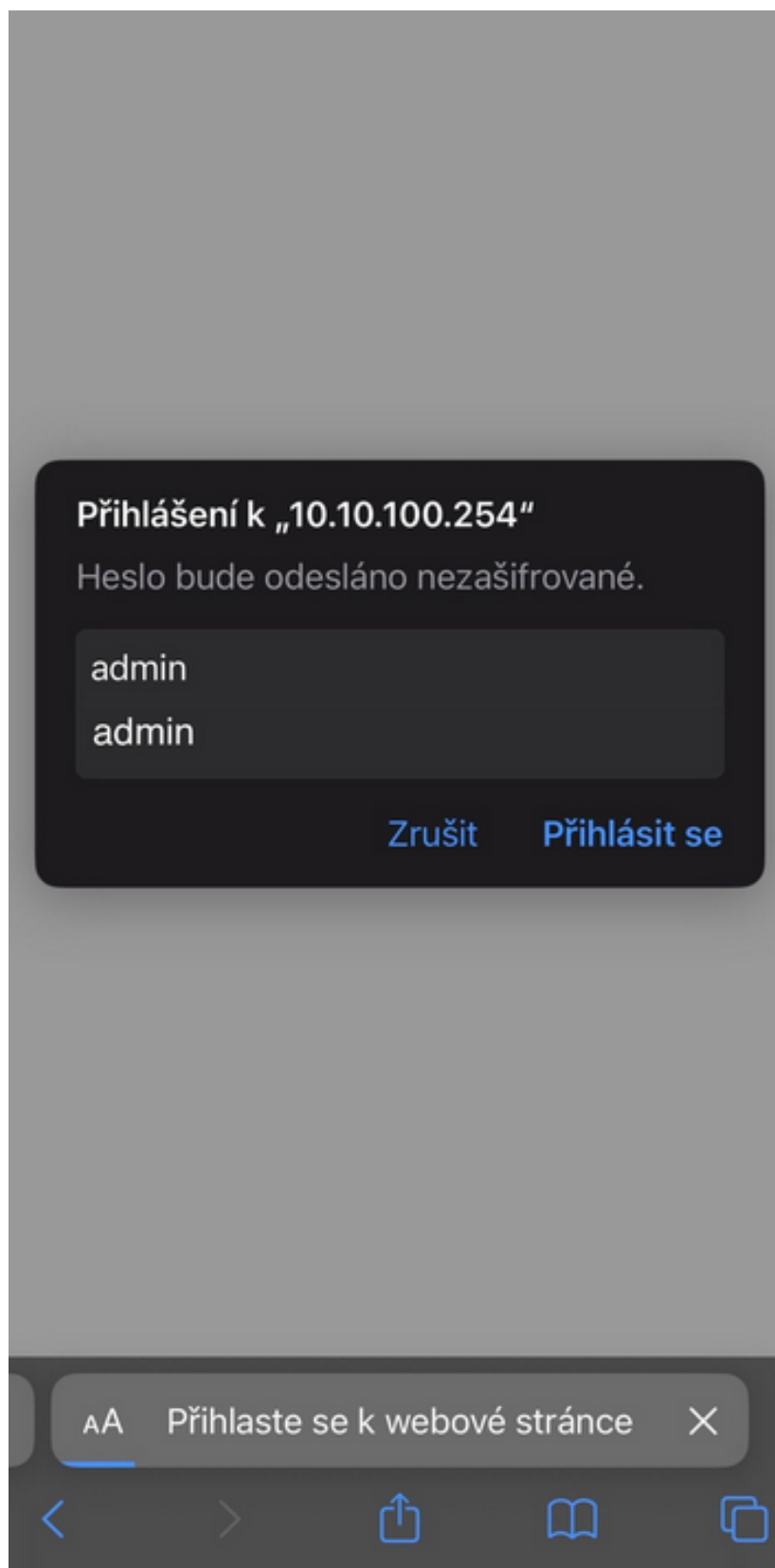












Status

Wizard

Quick Set

Advanced

Upgrade


Restart

Reset

Please select your current wireless network:

Survey

SSID	BSSID	RSSI	Channel
<input type="radio"/> loe_man_2.4	AA:42:A1:23:CE:DA	100	8
<input type="radio"/> AP_3942535321	EC:FD:F8:E8:1E:CE	70	8
<input type="radio"/> loe_man_2.4	1A:5F:67:4E:17:C0	47	8
<input type="radio"/> loe_man	E4:8D:8C:53:28:1B	47	1
<input type="radio"/> loe_man_2.4	AA:42:A1:23:A6:62	42	8
<input type="radio"/> loe_man_2.4	CC:32:E5:26:32:1E	0	0


30s

★Note: When RSSI of the selected WIFI network is lower than 15%, the connection may be unstable, please select other available network or shorten the distance between the device and router.

[Refresh](#)

Add wireless network manually:

Network name (SSID)
(Note: case sensitive)

Encryption method

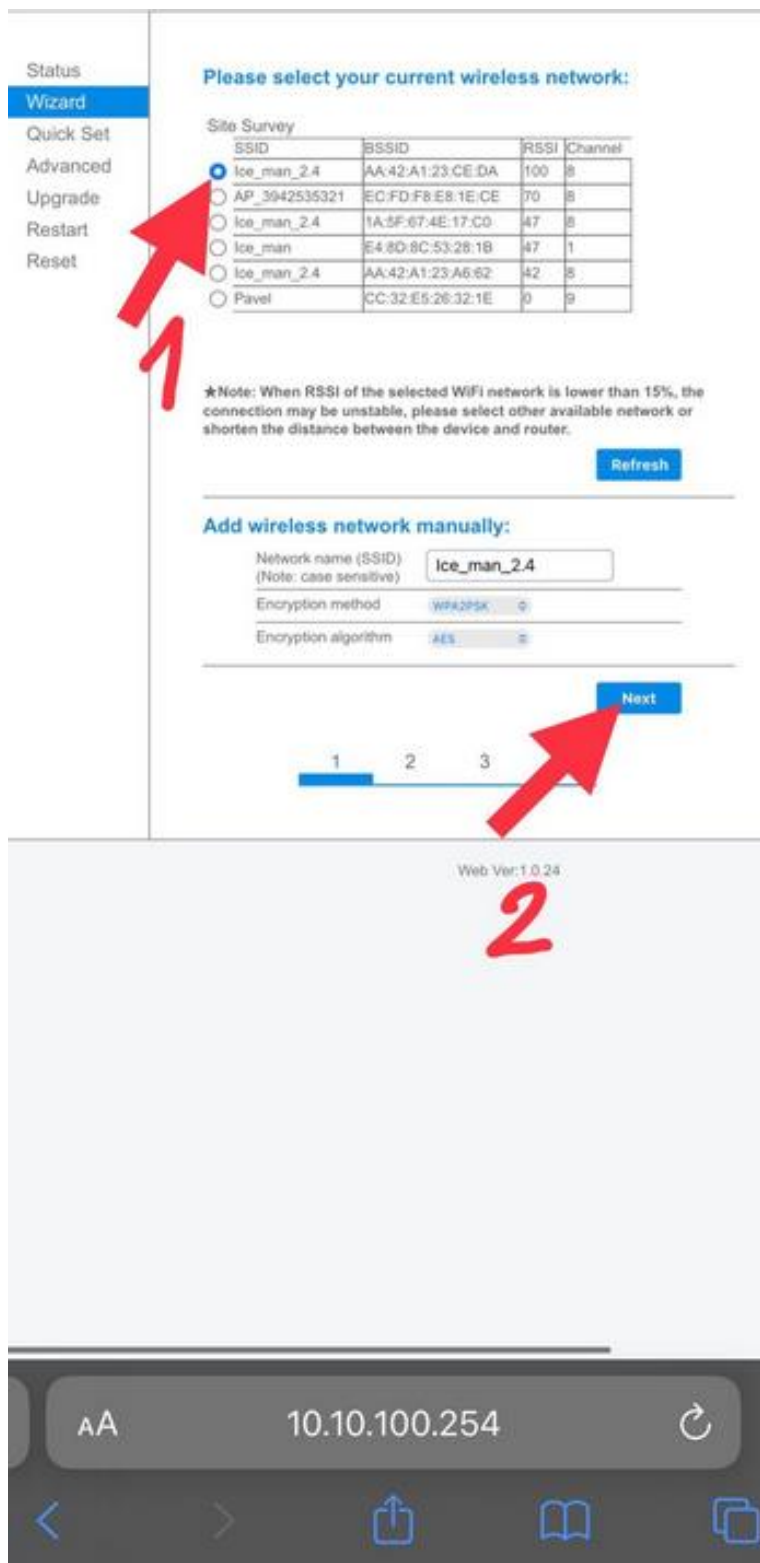
[Next](#)

1
2
3
4

Web Ver:1.0.24

AA
10.10.100.254
↻

<
>
📶
📖
📄



Status

Wizard

Quick Set

Advanced

Upgrade

Restart

Reset

Please select your current wireless network:

Site Survey

SSID	BSSID	RSSI	Channel
<input checked="" type="radio"/> ice_man_2.4	AA:42:A1:23:CE:DA	100	8
<input type="radio"/> AP_3942535321	EC:FD:F8:E8:1E:CE	70	8
<input type="radio"/> ice_man_2.4	1A:2F:67:4E:17:C0	47	8
<input type="radio"/> ice_man	E4:8D:8C:53:28:1B	47	1
<input type="radio"/> ice_man_2.4	AA:42:A1:23:A6:82	42	8
<input type="radio"/> Pavel	CC:32:E5:26:32:1E	0	9

★Note: When RSSI of the selected WiFi network is lower than 15%, the connection may be unstable, please select other available network or shorten the distance between the device and router.

Refresh

Add wireless network manually:

Network name (SSID)
(Note: case sensitive)

Encryption method

Encryption algorithm

Next

1 2 3

Web Ver:1.0.24

10.10.100.254

Status

Wizard

Quick Set

Advanced

Upgrade

Restart

Reset

Please fill in the following information:

Password (8-64 bytes)
(Note: case sensitive)

heslo na wifi

Show Password

Obtain an IP address
automatically

Enable

IP address

Subnet mask

Gateway address


DNS server address

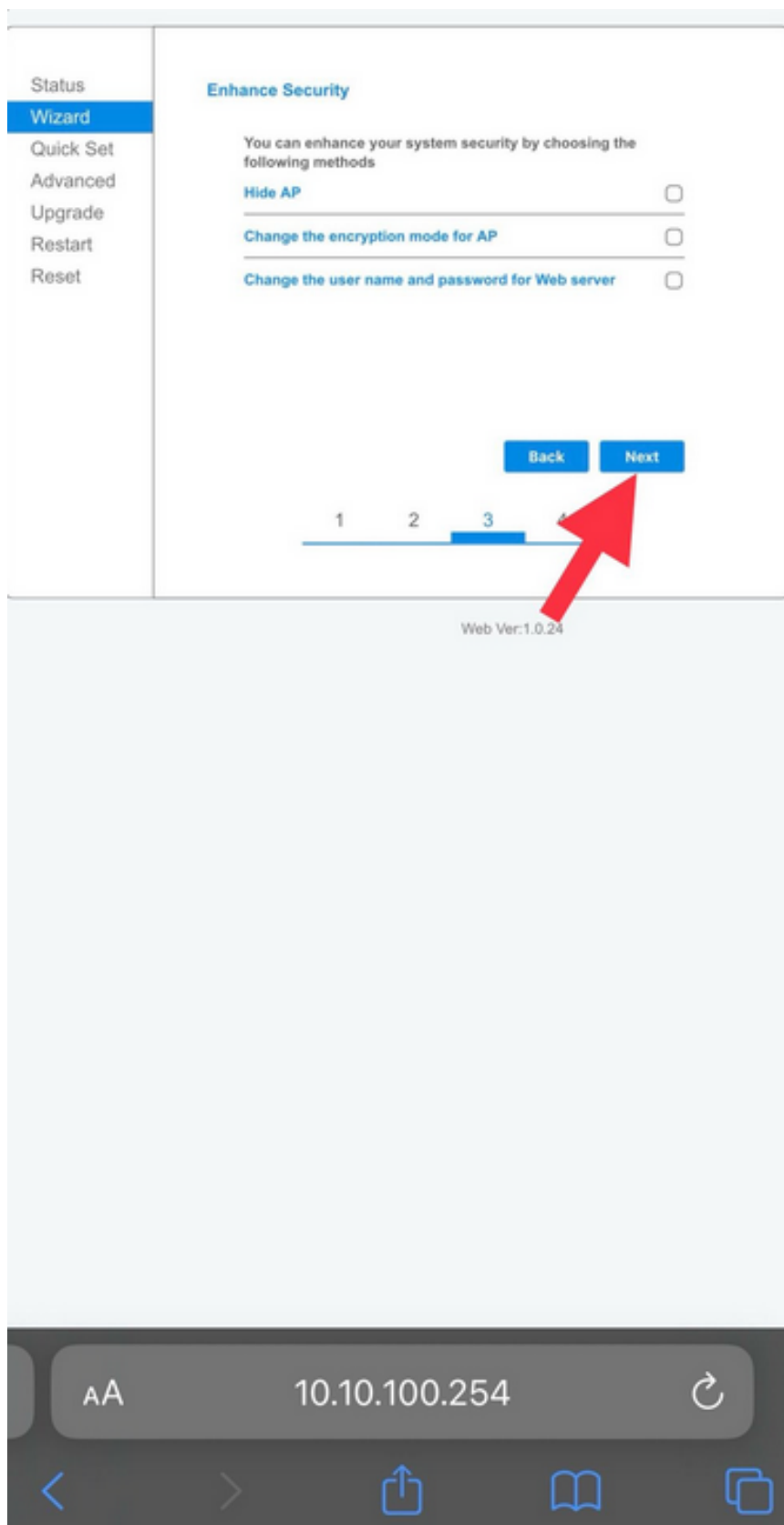
Back Next

1 2 3 4

Web Ver: 1.0.7

AA 10.10.100.254





The screenshot displays the 'Enhance Security' step of a configuration wizard. On the left, a sidebar lists navigation options: Status, Wizard (highlighted), Quick Set, Advanced, Upgrade, Restart, and Reset. The main content area is titled 'Enhance Security' and contains the text: 'You can enhance your system security by choosing the following methods'. Below this text are three options, each with a checkbox:

- Hide AP
- Change the encryption mode for AP
- Change the user name and password for Web server

At the bottom of the main content area, there are two blue buttons: 'Back' and 'Next'. A red arrow points to the 'Next' button. Below the buttons is a progress indicator consisting of four numbered steps (1, 2, 3, 4) on a horizontal line. Step 3 is currently selected and highlighted in blue. At the bottom center of the page, the text 'Web Ver:1.0.24' is visible. The bottom of the image shows a mobile browser interface with a search bar containing '10.10.100.254' and a refresh icon, and a navigation bar with back, forward, home, and tabs icons.

